

**E 1****EMERGENCY OE-AKW****1. ENGINE FAILURES**

BEFORE TAKEOFF	E 3
AFTER T/O & DURING CLIMB	E 3

**2. ENGINE FAILURE IN FLIGHT**

ROUGH ENGINE	E 4
LOSS OF OIL PRESSURE	E 4
LOSS OF FUEL PRESSURE	E 4

**3. ENGINE RESTART**

STOPPED PROPELLER	E 5
PROPELLER WINDMILLING	E 6

**4. FORCED LANDING**

PRECAUTIONARY LANDING	E 7
EMERGENCY LANDING	E 8

**5. SMOKE AND FIRE**

ENGINE FIRE ON GROUND	E 8
ENGINE FIRE IN FLIGHT	E 9
EL. FIRE / SMOKE ON GROUND	E 9
EL. FIRE / SMOKE IN FLIGHT	E 10

**6. EL. SYSTEM MALFUNCTIONS**

COMPLETE EL. SYSTEM FAIL	E 10
--------------------------	------

**7. ALTERNATOR FAILURES**

ALTERNATOR ALT1 FAILURE	E 11
ALTERNATOR ALT2 FAILURE	E 11
ALTERNATORS ALT1 + ALT2 FAIL	E 12
VOLT WARNING LIGHT	E 12

content: 3fly.at, layout &amp; design: copyright © 2017 Ing. mag. Iess ayasch

 Consult POH / AFM for "Warnings, Cautions and additional Information"

This document does not replace POH / AFM - (AKW 2017 V1.5)

**E 4****ENGINE FAILURE IN FLIGHT** **ROUGH ENGINE**

1 Carburetor Heat	PULL (ON)
2 Fuel Pump	ON
3 Ignition Switch cycle	L-BOTH
4 Ignition Switch cycle	R-BOTH
5 Throttle	MAINTAIN
6 If roughness continues	REDUCE PWR
7 Precautionary LDG	PERFORM

**LOSS OF OIL PRESSURE**

1 Oil Temperature	CHECK NORM
2 If Oil Press. Below Green	LAND NRST A/D
3 Oil Temperatur	RISING
4 Throttle	REDUCE MIN
5 Precautionary LDG	PERFORM

**LOSS OF FUEL PRESSURE**

1 Fuel Pump	ON
2 Fuel Selector	FULLER TANK
3 Fuel press. Warning Light	CHECK OFF
4 Fuel Pump	OFF
5 Fuel press. Warning Light ON	LAND NRST A/D

content: 3fly.at, layout &amp; design: copyright © 2017 Ing. mag. Iess ayasch

 Consult POH / AFM for "Warnings, Cautions and additional Information"

This document does not replace POH / AFM - (AKW 2017 V1.5)


**E 3****ENGINE FAILURE** **BEFORE TAKEOFF**

1	Throttle	IDLE
2	Brakes	APPLY
3	Tower (ATC)	INFORM

**AFTER T/O & DURING CLIMB**

1	Airspeed	<b>70 KIAS</b>
2	ATC - Call for Emergency	CALL
3	Fuel Selector	FULLER TANK
3	Fuel Pump	ON
4	Ignition	BOTH
5	Throttle	FULL FWD
6	Prop	FULL FWD
7	Choke	PUSH (OFF)
8	Carburetor Heat	PULL (ON)
9	Flaps	AS REQ
<b>Before Landing</b>		
10	Fuel Selector	OFF
11	Ignition	OFF
12	ALT1 / BAT	OFF

content: 3fly.at, layout &amp; design: copyright © 2017 ing. mag. less ayasch

 Consult POH / AFM for "Warnings, Cautions and additional Information"

This document does not replace POH / AFM - (AKW 2017 V1.5)

**E 2****EMERGENCY OE-AKW****8. LOW VOLTAGE INDICATION**

LOW VOLT ON GROUND	E 13
LOW VOLT IN FLIGHT / APP	E 13

**9. TRIM CONTROL SYSTEM FAILURES**

TRIM SYSTEM INOPERATIVE	E 13
TRIM ACTUATOR RUNAWAY	E 13

**10. FLAP CONTR. SYS. MALFKT.**

INDICATOR OR ACTUATOR FAIL	E 14
----------------------------	------

**11. AVIONICS MALFUNCTIONS**

COMPLETE AVIONICS FAILURE	E 14
COM - RECEIVE MODE FAILURE	E 14
COM - TRANSMIT MODE FAILURE	E 14

**12. GARMIN G500 MALFUNCTIONS**

G500 - PFD FAILURE	E 15
G500 - HEADING FAILURE	E 15
G500 - AHRS FAILURE	E 15
G500 - AIR DATA COMP. FAILURE	E 15

**13. OTHER EMERGENCIES**

SPIN RECOVERY	E 16
INADVERTENT FLIGHT IN ICING	E 16
POWER OFF GLIDE	E 16
FLAT TIRE LANDING	E 17
FLAT NOSEWHEEL TIRE LANDING	E 17
STARTER MALFUNCTION	E 17
CANOPY OPENS IN FLIGHT	E 17

content: 3fly.at, layout &amp; design: copyright © 2017 ing. mag. less ayasch

 Consult POH / AFM for "Warnings, Cautions and additional Information"

This document does not replace POH / AFM - (AKW 2017 V1.5)

**E 5****ENGINE RESTART** **STOPPED PROPELLER**

1 Non Essential Electrics	OFF
2 Master - ALT1 / BAT	ON
3 Prop	FULL FWD
4 Fuel Selector	FULLER TANK
5 Fuel Pump	ON
6 Throttle when hot	2 cm OPEN
7 when cold	IDLE
8 Choke when hot	PUSH (OFF)
9 when cold	PULL / HOLD
10 Ignition	BOTH / START
<b>When Power Restored</b>	
11 Oil Pressure	CHECK
12 Choke	PUSH (OFF)
13 Electrical Equipment	AS REQ
14 Oil Temperature	CHECK

content: 3fly.at, layout &amp; design: copyright © 2017 ing. mag. less ayasch

 Consult POH / AFM for "Warnings, Cautions and additional Information"

This document does not replace POH / AFM - (AKW 2017 V1.5)

**E 8****FORCED LANDING** **EMERGENCY LANDING**

1 Emergency Frequency	121,5 MHz
2 Emergency Call (121,5 MHz)	REPORT
3 Flap LDG	<b>60 KIAS</b>
4 Flap T/O	<b>65 KIAS</b>
5 Flap UP	<b>70 KIAS</b>
6 Fuel Selector	OFF
7 Ignition	OFF
8 Seat Belt / Harness	TIGHT
9 Master - ALT1 / BAT	OFF

**SMOKE AND FIRE** **ENGINE FIRE ON GROUND**

1 Fuel Selector	OFF
2 Throttle	FULL FWD
3 Master - ALT1 / BAT	OFF
4 Ignition	OFF
5 Aircraft	EVACUATE

content: 3fly.at, layout &amp; design: copyright © 2017 ing. mag. less ayasch

 Consult POH / AFM for "Warnings, Cautions and additional Information"

This document does not replace POH / AFM - (AKW 2017 V1.5)

**E 7****FORCED LANDING** **PRECAUTIONARY LANDING**

1	ATC	INFORM
2	Locate a suitable Field - Caution	WIND / OBSTACLE
3	Seat Belt / Harness	TIGHT
4	Initiate Descent	INSPECT FIELD
5	Abeam touchdown	PREP LANDING
6	Throttle	AS REQ
7	Prop	FULL FWD
8	Carburetor Heat	PUSH (OFF)
9	Fuel Pump	ON
10	Flaps	LDG
11	Airspeed	<b>60 KIAS</b>
12	Touchdown	LOWEST SPEED
13	Brakes	AS REQ
14	Fuel Selector	OFF
15	Ignition Switch	OFF
16	Master - ALT1 / BAT	OFF

content: 3fly.at, layout &amp; design: copyright © 2017 ing. mag. less ayasch

 Consult POH / AFM for "Warnings, Cautions and additional Information"

This document does not replace POH / AFM - (AKW 2017 V1.5)

**E 6****ENGINE RESTART** **PROPELLER WINDMILLING**

1	Airspeed	<b>78 KIAS</b>
2	Master - ALT1 / BAT	ON
3	Fuel Selector	FULLER TANK
4	Prop	FULL FWD
5	Fuel Pump	ON
6	Ignition	BOTH
7	Throttle when Hot	2 cm OPEN
8	when cold	IDLE
9	Choke when Hot	PUSH OFF
10	when Cold	PULL / HOLD
11	Oil Pressure	CHECK
12	Choke	PUSH (OFF)
13	Electrical Equipment	AS REQ
14	Oil Temperature	CHECK

content: 3fly.at, layout &amp; design: copyright © 2017 ing. mag. less ayasch

 Consult POH / AFM for "Warnings, Cautions and additional Information"

This document does not replace POH / AFM - (AKW 2017 V1.5)

**E 9****SMOKE AND FIRE** **ENGINE FIRE IN FLIGHT**

1	Throttle	FULL FWD
2	Fuel Selector	OFF
3	Cabin Heat	PUSH (OFF)
4	Canopy Slide Window	OPEN
5	Precautionary LDG	PERFORM (E7)

**ELECTRICAL FIRE / SMOKE ON GROUND**

1	Master - ALT1 / BAT	OFF
<b>If engine is running</b>		
2	Throttle	IDLE
3	Fuel Selector	OFF
4	Ignition	OFF
5	Canopy / Window	OPEN
6	Fire Extinguisher	AS REQ

content: 3fly.at, layout &amp; design: copyright © 2017 ing. mag. less ayasch

 Consult POH / AFM for "Warnings, Cautions and additional Information"

This document does not replace POH / AFM - (AKW 2017 V1.5)

**E 12****ALTERNATOR FAILURES** **ALTERNATORS ALT1 + ALT2 FAIL**

1	ALT1	OFF / ON
2	ALT1 CB	RESET
3	ALT2 CB	RESET
<b>If ALT1 + ALT2 Warn-Light still on, or If Voltage still low</b>		
4	ALT1 CB	PULL
5	ALT2 CB	PULL
6	ALT1	OFF
7	Non-Essential Equipment	OFF
8	Land at nearest A/D	< 30 MIN

**VOLT WARNING LIGHT**

1	ALT1	OFF / ON
2	ALT1 CB	RESET
3	ALT2 CB	RESET
<b>If still Low Voltage</b>		
4	ALT1 CB	PULL
5	ALT2 CB	PULL
6	ALT1	OFF
7	Non-Essential Equipment	OFF
8	Land at nearest A/D	< 30 MIN

content: 3fly.at, layout &amp; design: copyright © 2017 ing. mag. less ayasch

 Consult POH / AFM for "Warnings, Cautions and additional Information"

This document does not replace POH / AFM - (AKW 2017 V1.5)

**E 11****ALTERNATOR FAILURES** **ALTERNATOR ALT1 FAILURE**

1	ALT1 Warning Light	ILLUMIN
2	Master - ALT1	OFF / ON
3	ALT1 CB	RESET
4	If ALT1 warning Light	STILL ON
5	ALT1 CB	PULL
6	Master - ALT1	OFF
7	Non-Essential Equipment	OFF
8	Voltmeter / Ammeter	MONITOR
9	Land	NEAREST A/D

**ALTERNATOR ALT2 FAILURE**


1	ALT2 CB	RESET
2	If ALT2 Warning Light	STILL ON
3	ALT2 CB	PULL
4	If ALT1 operating	CONTINUE
5	Non-Essential Equip	OFF

content: 3fly.at, layout &amp; design: copyright © 2017 ing. mag. less ayasch

 Consult POH / AFM for "Warnings, Cautions and additional Information"

This document does not replace POH / AFM - (AKW 2017 V1.5)

**E 10****SMOKE AND FIRE** **ELECTRICAL FIRE/ SMOKE IN FLIGHT**

1	Master - ALT1 / BAT	OFF
2	ALT2 CB	PULL
3	Avionics	OFF
4	All Electr. Switches	OFF 
5	Vents, Slide Window	OPEN
6	Flashlight (Night)	ON
7	Fire Extinguisher	AS REQ
8	Forced Landing	PERFORM (E8)
9	Engine	SHUTDOWN
10	Canopy	OPEN
11	After Engine stops	EVACUATE

**ELECTRICAL SYSTEM MALFUNCTIONS** **COMPLETE ELECTRICAL SYSTEM FAIL**

1	Flight Attitude	STABILISE
2	Flashlight	ON
3	Master - ALT1 / BAT	CHECK ON
4	ALT2 CB	RESET
5	BAT CB	RESET
6	ALT1 CB	RESET
<b>If still no Power</b>		
8	Precautionary LDG	PERFORM (E7)

content: 3fly.at, layout &amp; design: copyright © 2017 ing. mag. less ayasch

 Consult POH / AFM for "Warnings, Cautions and additional Information"

This document does not replace POH / AFM - (AKW 2017 V1.5)


**E 13**

**LOW VOLTAGE INDICATION** 

**LOW VOLT ON GROUND**

1 Increase RPM	UP TO 1350 rpm
2 Non-Essential Equipment	OFF
3 If Voltage still low on Ground	DO NOT FLY 

**LOW VOLT IN FLIGHT / APP**

1 Non-Essential Equipment	OFF
2 If Voltage still low	ALT FAIL
3 Land at nearest A/D	< 30 MIN
4 After Landing, perform CL low Volt on Ground	

**TRIM CONTROL SYSTEM FAILURES** 

**TRIM SYSTEM INOPERATIVE**

1 Trim Actuator CB	RESET
2 Trim Control CB	RESET
3 Trim Switch: NOSE	UP / DOWN
4 Land	LAND NRST A/D

**TRIM ACTUATOR RUNAWAY**

1 Control Column	HOLD
2 Trim Actuator CB	PULL
<b>If Trim Switch is pressed or jammed</b>	
3 Trim Actuator CB	RESET
4 If Problem remains	LAND NRST A/D

content: 3fly.at, layout & design: copyright © 2017 ing. mag. less ayasch

 Consult POH / AFM for "Warnings, Cautions and additional Information"

This document does not replace POH / AFM - (AKW 2017 V1.5)

**E 16**

**OTHER EMERGENCIES** 

**SPIN RECOVERY**

1 Rudder	FULL OPPOSITE
2 Elevator NEUTRAL	SLIGHT FWD
3 Aileron	NEUTRAL
4 Throttle	IDLE
5 Flaps	UP
6 When rotation stops - RUDDER	NEUTRAL
7 Elevator carefully recover	<b>V<sub>NE</sub> 165 kts</b>

**INADVERTENT FLIGHT IN ICING**

1 Carburetor Heat	PULL (ON)
2 Leave Ice Condition	IMMEDIATELY
3 P/S Heat	ON
4 Prop Lever	FULL FWD
5 Cabin Heat	PULL (ON)
6 Control Surfaces	MOVE
<b>ATTENTION:</b> Stall Speed increases	
<b>ATTENTION:</b> Airspeed, ALT, VSI unreliable	

**POWER OFF GLIDE**

1 Flaps	UP
2 Airspeed	<b>78 KIAS</b>
3 Glide Ratio	14
2,3 NM / 1000 ft (at no Wind)	

content: 3fly.at, layout & design: copyright © 2017 ing. mag. less ayasch

 Consult POH / AFM for "Warnings, Cautions and additional Information"

This document does not replace POH / AFM - (AKW 2017 V1.5)

**E 15****GARMIN G500 MALFUNCTIONS** **G500 - PFD FAILURE**

1 Attitude of Flight	STABILIZE
2 CB - PFD / MFD	RESET
3 Standby Instruments	USE

**G500 - HEADING FAILURE**

1 CB - AHRS	RESET
2 Magnetic Compass	USE


**G500 - AHRS FAILURE**

1 CB - AHRS	RESET
2 Standby Instruments	USE

**G500 - AIR DATA COMPUTER FAILURE**

1 CB - ADC	RESET
2 Standby Instruments	USE

content: 3fly.at, layout &amp; design: copyright © 2017 ing. mag. less ayasch

 Consult POH / AFM for "Warnings, Cautions and additional Information"

This document does not replace POH / AFM - (AKW 2017 V1.5)

**E 14****FLAP CONTROL SYSTEM MALFUNCTION** **INDICATOR OR ACTUATOR FAIL**

1 Flap Actuator CB	RESET
2 Flap Control CB	RESET
3 Flap Position left Wing	CONFIRM
4 Airspeed	WHITE ARC
5 Flaps selector	ALL POSITIONS
6 Approach / Landing	SAFE SPEEDS

**AVIONICS MALFUNCTIONS** **COMPLETE AVIONICS FAILURE**

1 Avionic Master	OFF - 20 sec - ON
2 If AV-Switch trips to the off position	LAND NRST A/D

**COM - RECEIVE MODE FAILURE**

1 PTT- Button PIC/CO (Radio Display)	CHECK IF TX
2 Squelch	CHECK
3 Squelch	SWITCH OFF
4 Headset Connectors	CHECK
5 If Problem remains - inform ATC	TRANSMIT BLIND

**COM - TRANSMIT MODE FAILURE**

1 Transmit Signal TX	CHECK
2 Selected Frequency	CHECK
3 Microphone	CHECK/REPLACE
4 If Problem remains	X-PDR 7600

content: 3fly.at, layout &amp; design: copyright © 2017 ing. mag. less ayasch

 Consult POH / AFM for "Warnings, Cautions and additional Information"

This document does not replace POH / AFM - (AKW 2017 V1.5)



**E 17**

**OTHER EMERGENCIES**  

**FLAT TIRE LANDING**

1	Flaps	LDG
2	Runway Side	GOOD TIRE
3	Touchdown	GOOD TIRE
4	Nosewheel down	ASAP
5	Steering with Nosewheel	
6	Aileron deflect to good Tire	

**FLAT NOSEWHEEL TIRE LANDING**

1	Touchdown	MIN SPEED
2	Nosewheel	KEEP HIGH

**STARTER MALFUNCTION**

1	Starter does not decouple from Engine	
2	Throttle	IDLE
3	Ignition	OFF
4	Do not Fly	


**CANOPY OPENS IN FLIGHT**

1	Keep calm	NO DANGER
2	Flight attitude	STABILIZE
3	Airspeed	<b>65 - 75 KIAS</b>
4	Canopy	CLOSE / LOCK
5	If closing impossible	LAND NRST A/D

content: 3fly.at, layout & design: copyright © 2017 ing. mag. less ayasch

  Consult POH / AFM for "Warnings, Cautions and additional Information"

This document does not replace POH / AFM - (AKW 2017 V1.5)



This document does not replace POH / AFM - (AKW 2017 V1.5)

**NORMAL AIRSPEEDS****TAKEOFF**

Climb Flaps T/O	57 KIAS
V <sub>x</sub> Flaps T/O	52 KIAS
V <sub>y</sub> Flaps UP	65 KIAS 

**LANDING**

Final APP Flaps LDG	60 KIAS
Balked Ldg Flaps LDG	60 KIAS
Max. demo X Wind	15 KIAS
V <sub>fe</sub> max, Flaps LDG	90 KIAS

**CRUISE**

V <sub>A</sub> Maneuvering	112 KIAS
V <sub>no</sub> Max Turbulent Air	130 KIAS
V <sub>(NE)</sub> Max Airspeed	165 KIAS

**AIRSPEEDS FOR EMERGENCY**

V <sub>A</sub> Maneuvering	112 KIAS
Best Glide Flaps UP	78 KIAS
Best Glide Flaps T/O	73 KIAS
<u>Precautionary Flaps LDG</u>	<u>60 KIAS</u>
No Engine Power	
Flaps T/O	65 KIAS
Flaps UP	70 KIAS

content: 3fly.at, layout &amp; design: copyright © 2017 ing. mag. less ayasch

 Consult POH / AFM for "Warnings, Cautions and additional Information"